

Instructions for wear checks of play equipment

The equipment must be checked for correct operation and safety, especially the points listed below:

Proof of maintenance

Playground.....

Date of installation

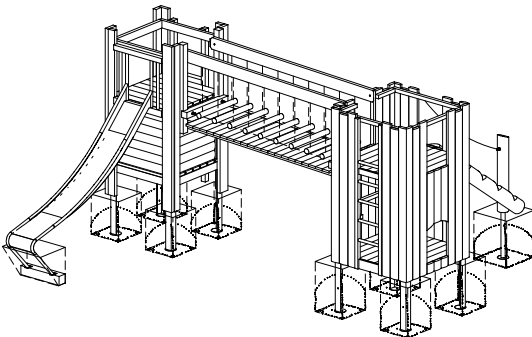
Checks depend on the type of equipment. Any equipment with moving parts must be checked at least twice a year, static equipment at least once a year.

Intervals for maintenance work and checks generally depend on

- location
- usage
- frequency of use
- possible vandalism

For more details see also our general instructions for maintenance of playgrounds!

**Tower Combination 185
Order No. L2.18501**



Structural stability

In order to check for rot at wooden parts and steel feet for corrosion, uncover the foundations once a year.

Single equipment

Please pay attention to the **separate maintenance notes** of the following single equipment:

	Order No.	
Square Tower, h=1.50m	L3.20500	<input type="checkbox"/>
Climbing Trunk with handrail	3.69511	<input type="checkbox"/>
Support Frame for Chain Path for Tower	3.66240	<input type="checkbox"/>
Walkway for Chain Path	3.66260	<input type="checkbox"/>
Support Frame for Chain Path for Platform Hut	3.66290	<input type="checkbox"/>
Platform Hut	3.13100	<input type="checkbox"/>
Stainless Steel Slide with fastening frame	3.19210	<input type="checkbox"/>

Note: Please check that all documents are included!

Special notes, e.g. for repairs

Repair not carried out, it is still possible to play on equipment

Repair not carried out, equipment is taken out of action

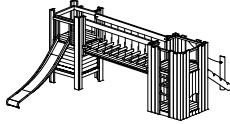
All work carried out, everything is in order

For spare parts refer to back of page.

Maintenance carried out by:

..... Date

Spare parts
Tower Combination 185
Order No. L2.18501



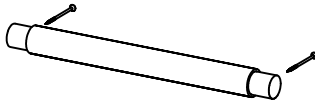
Please note that the safety standards of the equipment must not be affected. Therefore, when carrying out repairs it is helpful to **only use original parts**.

Order No. Spare parts

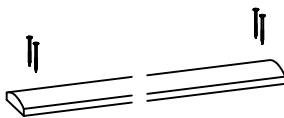
0.92630 Ladder for tower without roof
5 rungs



0.98310 Single rung



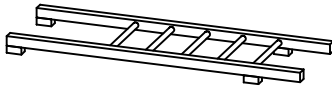
0.30070 Tower cladding, length 2.30 m
spruce, impregnated



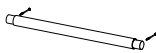
0.30080 Tower cladding, length 2.30 m
larch

For further spare parts please see
spare parts list!

0.97283 Ladder for platform hut
5 rungs



0.98350 Single rung



For further spare parts please see spare parts list!