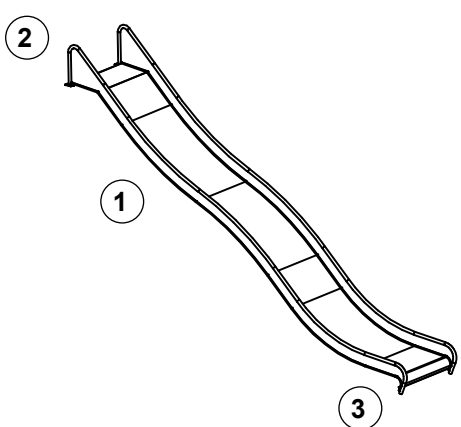
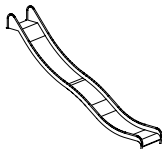


En-EN 14.02.2023

COPYRIGHT © RICHTER SPIELGERÄTE GMBH

Instructions for wear checks of play equipment	The equipment must be checked for correct operation and safety, especially the points listed below:	Proof of maintenance		
<p>Playground.....</p> <p>Date of installation</p> <p>Checks depend on the type of equipment. Any equipment with moving parts must be checked at least twice a year, static equipment at least once a year.</p> <p>Intervals for maintenance work and checks generally depend on</p> <ul style="list-style-type: none"> - location - usage - frequency of use - possible vandalism <p>For more details see also our general instructions for maintenance of playgrounds!</p> <p>Stainless Steel Slide width 1.00 m, with 1 wave Order No. 3.63390 height 3.00 m Order No. 3.64100 height 3.50 m</p> 	<div style="border: 1px solid black; padding: 2px; margin-bottom: 10px;">Slide</div> <ol style="list-style-type: none"> 1. Check for vandalism. <input type="checkbox"/> 2. Check bolts and screws on the base equipment are tight and retighten if necessary. <input type="checkbox"/> <div style="border: 1px solid black; padding: 2px; margin-bottom: 10px;">Structural stability</div> <ol style="list-style-type: none"> 3. In order to check the stability of the foundations or the steel feet for corrosion, uncover the foundation once a year. <input type="checkbox"/> 4. Note For slides installed on a slope check that the ground shape has not changed in such a way that foundations are exposed. <input type="checkbox"/> 	Special notes, e.g. for repairs		
Repair not carried out, it is still possible to play on equipment	<input type="checkbox"/>			
Repair not carried out, equipment is taken out of action	<input type="checkbox"/>			
All work carried out, everything is in order	<input type="checkbox"/>			
For spare parts refer to back of page.	Maintenance carried out by: Date			

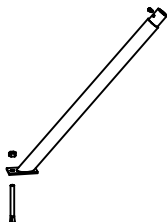
Spare parts
Stainless Steel Slide
Order No. 3.63390/3.64100



Please note that the safety standards of the equipment must not be affected. Therefore, when carrying out repairs it is helpful to **only use original parts**.

Order No. Spare parts

0.92081 Support for slide, top



0.92090 Support for slide, bottom

