

Instructions for wear checks of play equipment

The equipment must be checked for correct operation and safety, especially the points listed below:

Proof of maintenance

Playground

Date of installation

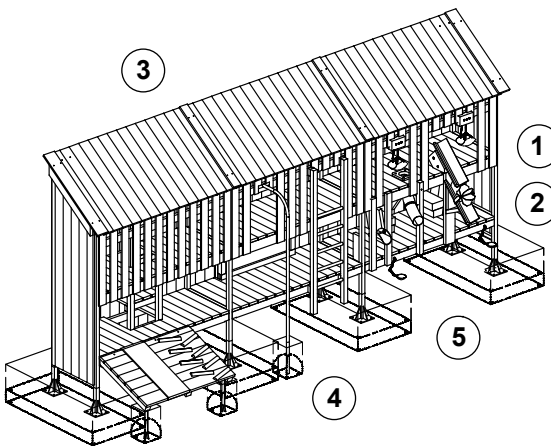
Checks depend on the kind of equipment. Any equipment with moving parts must be checked at least twice a year, static equipment at least once a year.

Intervals for maintenance work and checks generally depend on:

- location
- kind of use
- frequency of use
- possible vandalism

For more details see also „General instructions for maintenance of playgrounds“.

Play Wall 01
Order No. 8.50001



Wooden parts

1. Check for rot and, if necessary, smooth out splinters and round off sharp edges of cracks.
2. Check that all bolts and screws are tight and retighten if necessary.
3. **Recommendation:** apply paraffin wax to the upper end grain areas once a year, please refer to Order No. 0.90100, 1 litre.
4. Check the ash wood rungs of the ladder for wear and tear, the remaining diameter must be at least 30 mm.

Structural stability

5. In order to check for rot at wooden parts and steel feet for corrosion, uncover the foundations once a year.

Combination equipment

Please pay attention to the **separate maintenance notes** of the following combination equipment:

Drawing Board	4.24460
Sand Play Equipment	3.19100
Sand Chute	5.97090
Fireman's Pole	3.69480

Note
Please check that all documents are included!

Special notes (e. g. for repairs):

Repair not carried out, it is still possible to play on equipment

Repair not carried out, equipment ist taken out of action

All work carried out, everything is in order

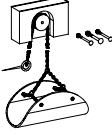
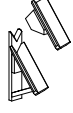



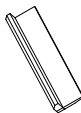


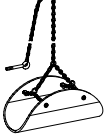
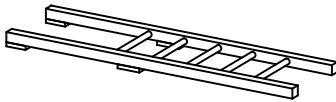

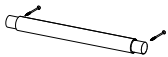



Maintenance carried out by

For spare parts refer to back of page.

..... Date

Spare parts
Play Wall 01
Order No. 8.50001

Please note that the safety standards of the equipment must not be affected. Therefore, when carrying out repairs it is helpful to **only use original parts**.

Order No.	Spare part	Order No.	Spare part
0.97000	sand hoist, complete 	0.97075	sand tray 
0.97010	protection block with turn round roll 	99.00420	block for sand tray 
0.97020	replacement chain, complete 	99.00320	upper part for sand tray 
0.97030	tyre segment 	0.97130	sand wheel 
0.97032	tyre segment with chains 	0.97283	ladder, 5 rungs 
0.97140	tyre segment without chains 	0.98360	single rung 
0.97050	shovel with chain 		
0.97100	mounting plate, top 		
0.97110	mounting plate, bottom 		
0.97090	sand chute, bent 