

Instructions for wear checks of play equipment

The equipment must be checked for correct operation and safety, especially the points listed below:

Proof of maintenance

Playground.....

Date of installation

Checks depend on the type of equipment. Any equipment with moving parts must be checked at least twice a year, static equipment at least once a year.

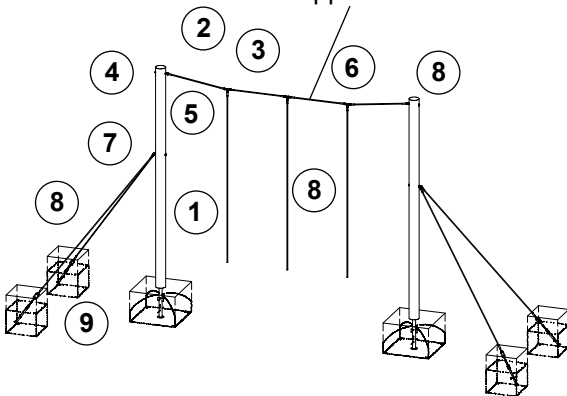
Intervals for maintenance work and checks generally depend on

- location
- usage
- frequency of use
- possible vandalism

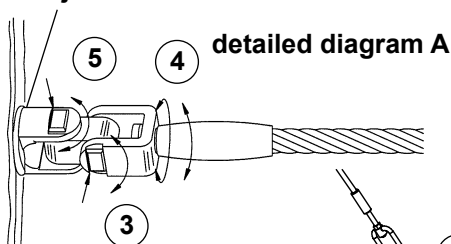
For more details see also our general instructions for maintenance of climbing forests and playgrounds!

Swing Rope Equipment
Order No. 7.65000

Note
The slack of the cross rope must be approx. 50 cm.

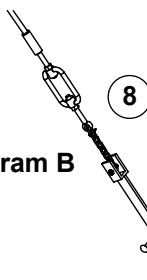


tie joint



detailed diagram A

detailed diagram B



Wooden parts

1. Check for rot and, if necessary, smooth out splinters and round off sharp edges of cracks.
2. **Recommendation:** apply paraffin wax to the upper end grain areas once a year, please refer to order No. 0.90100, 1 litre.

Joints

3. Check that joints can move smoothly in both directions (see detailed diagram A).
4. Make sure that the swivels move smoothly, apply small amount of grease if required (see detailed diagram A).
5. Check connection to wood, tie joint must fit closely (see detailed diagram A).

Double rope connections

6. Check for wear and tear and make sure connections move smoothly.

Ropes/Tensioning ropes

7. Check that the upper connections of the tensioning ropes are tight. The ropes must be taut – retighten if necessary (**see detailed diagram B**) shorten the chain if necessary.
8. Check for wear and tear. Replace if steel reinforcement is damaged.

Structural stability

9. **Attention! One post equipment:** Dig up foundations twice a year and check for corrosion, see page 2 for instructions.

Repair not carried out, it is still possible to play on equipment

Repair not carried out, equipment is taken out of action

All work carried out, everything is in order

Maintenance carried out by: _____ Date

Special notes, e.g. for repairs

En-EN 05.09.2023

COPYRIGHT © RICHTER SPIELGERÄTE GMBH

Additional notes

Maintenance of one post equipment with steel foot

This product is a one post equipment according to EN 1176-1.

Equipment of this kind requires special diligence with regard to planning, construction and maintenance.

In this document, you will find additional maintenance notes.

The following principles generally apply to one post equipment:

The longer the equipment has been in operation, the more diligence is required during maintenance.

Dynamic loads additionally stress the structural stability.

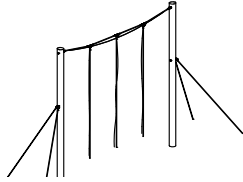
Frequency of use and a given excessive load must be taken into account when scheduling maintenance.

The goal of any inspection must be to ensure that the equipment can be safely used until the next check is due.

It is important to pay attention to the following special aspects for safe operation of one post equipment during regular inspections:

- Check the structural stability twice a year, uncover the foundations to do this
- Examine the earth/air zone of stand posts with extra care

Spare Parts
Swing Rope Equipment
Order No. 7.65000

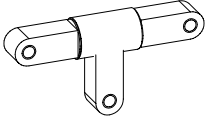


Please note that the safety standards of the equipment must not be affected. Therefore, when carrying out repairs it is helpful to **only use original parts**.

Order No. Spare part

Order No. Spare part

0.94900 swivel



0.94915 vertical rope with climbing holds



0.94920 horizontal rope

