

Instructions for wear checks of play equipment

The equipment must be checked for correct operation and safety, especially the points listed below:

Proof of maintenance

Playground.....

Date of installation

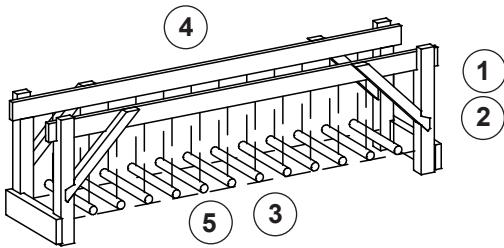
Checks depend on the type of equipment. Any equipment with moving parts must be checked at least twice a year, static equipment at least once a year.

Intervals for maintenance work and checks generally depend on

- the location
- the usage
- the frequency of use
- possible vandalism

For more details see also "General instructions for maintenance of playgrounds".

Chain Path
Order No. 6.52100



Wooden parts

1. Check for rot and, if necessary, smooth out splinters and round off sharp edges of cracks.
2. Check that all bolts and screws are tight and retighten if necessary.
3. Check running boards for wear and tear (replace if approx. 1/3 of the material has been worn down).
4. **Recommendation:** apply paraffin wax to the upper end grain areas once a year, please refer to order No. 0.90100, 1 litre.

Functional parts

5. Check chain and connections to chain for wear and tear. The first chain link of the upper chain connection must be locked.

Special notes, e.g. for repairs

Repair not carried out, it is still possible to play on equipment

Repair not carried out, equipment is taken out of action

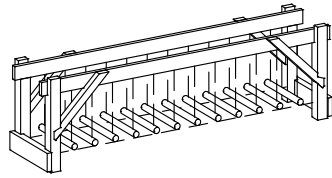
All work carried out, everything is in order

Maintenance carried out by:

For spare parts refer to back of page.

..... Date

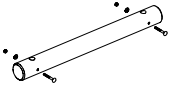
**Spare Parts
Chain Path
Order No. 6.52100**



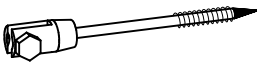
Please note that the safety standards of the equipment must not be affected. Therefore, when carrying out repairs it is helpful to **only use original parts**.

Order No. Spare part

0.92390 running board



0.98200 chain path fork




0.92321 handrail joint



0.92410 chain for length 3 m

0.92420 chain for length 4 m



99.01030 suspension

