

Instructions for wear checks of play equipment

The equipment must be checked for correct operation and safety, especially the points listed below:

Proof of maintenance

Playground

Date of installation

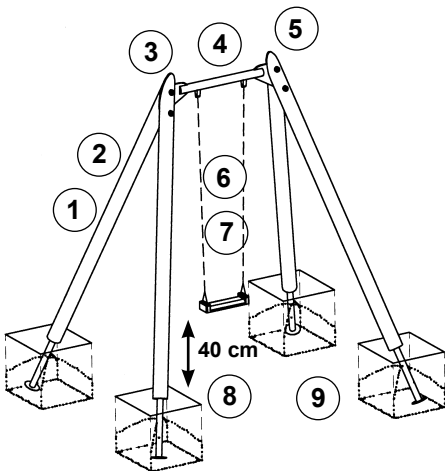
Checks depend on the type of equipment. Any equipment with moving parts must be checked at least twice a year, static equipment at least once a year.

Intervals for maintenance work and checks generally depend on

- location
- kind of use
- frequency of use
- possible vandalism

For more details see also "General instructions for maintenance of playgrounds".

High Swing special
Order No. 6.13020/K6.13020



Wooden parts

1. Check for rot and, if necessary, smooth out splinters and round off sharp edges of cracks.
2. Check that all wood connections are tight and retighten if necessary; grind/cut off protruding bolt ends, regalvanise with zinc spray.

Swing suspension

3. Make sure that the joints move smoothly.
4. Make sure that the swivels move smoothly, apply grease if required.
5. Check welds of steel cross beam for cracks.
6. Check chains and connections to chains; the first chain link must be locked; check wear on contact surfaces between first and second chain link.

Swing seat

7. Replace if metal parts are exposed.
8. Check the seats for a ground clearance of 40 cm.

Structural stability

9. In order to check the stability of the foundation or the steel feet for corrosion, uncover the foundation once a year.

Special notes, e.g. for repairs

Repair not carried out, it is still possible to play on equipment

Repair not carried out, equipment is taken out of action

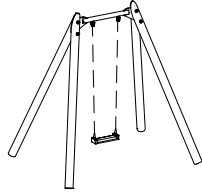
All work carried out, everything is in order

Maintenance carried out by:

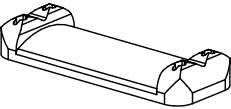

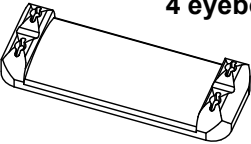

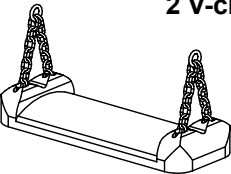
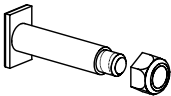


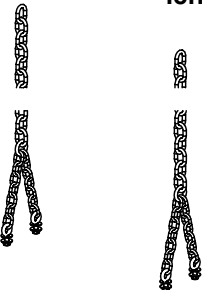
For spare parts refer to back of page.

..... Date

Spare Parts
High Swing special
Order No. 6.13020/K6.13020



Please note that the safety standards of the equipment must not be affected. Therefore, when carrying out repairs it is helpful to **only use original parts**.

Order No. Spare part	Order No. Spare part
<p>0.93000 rubber swing seat</p> 	<p>0.93090 U-shackle with swivel</p> 
<p>0.93010 rubber swing seat with 4 eyebolts</p> 	<p>0.88150 brass bush for swing joint</p> 
<p>0.93020 rubber swing seat with 2 V-chains</p> 	<p>0.20010 stainless steel machine bolt M8x55 with locking nut</p> 
<p>0.93021 V-chain</p> 	<p>0.20020 stainless steel machine bolt M8x28 with locking nut</p> 
<p>0.93100 chains (pair) 6 mm length 2.35 m</p> 	
<p>0.93110 rubber swing seat with chains</p> 