

Instructions for wear checks of play equipment

The equipment must be checked for correct operation and safety, especially the points listed below:

Proof of maintenance

Playground.....

Date of installation

Checks depend on the type of equipment. Any equipment with moving parts must be checked at least twice a year, static equipment at least once a year.

Intervals for maintenance work and checks generally depend on

- the location
- the usage
- the frequency of use
- possible vandalism

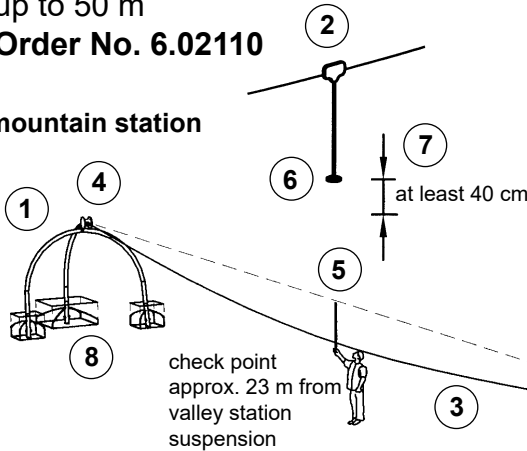
For more details see also "General instructions for maintenance of playgrounds".

Grand Arch Cableway

up to 50 m

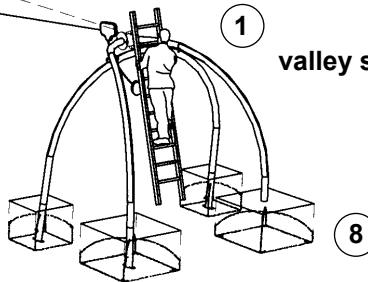
Order No. 6.02110

mountain station



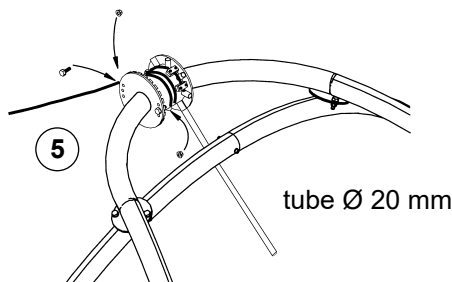
check point approx. 23 m from valley station suspension

valley station



Re-tensioning

Engage the tube (Ø 20 mm, approx. 50 cm long) and remove safety bolts. Tension with no load placed on cable until slack = 1.50 m. Refasten the safety bolts. The cable must be wound around at least 2 times.



Bolts

1. Check that bolts are tight & retighten if necessary.

Travelling crab

2. Make sure that parts move smoothly & check for damage. Replace damaged parts if necessary.

Carrying cable/cable connection

3. Check cable for damage & replace if necessary.
4. Check articulated cable connection (mountain station) for wear.
5. Check the slack when no load is placed on the cable by measuring the distance between the line of view and the cable with the assistance of a second person performing the measurement at the check point (= 1.50 m). Re-tension cable according to the sketch.

Pendulum seat

6. Replace if metal parts are exposed.
7. Check that ground clearance under the seat = 40 cm min. with no load placed on the seat (1st check 1 week after assembly, 2nd check 4 weeks after assembly, after this regular maintenance intervals), adjust ground if necessary.

Structural stability

8. Uncover the foundation once a year in order to check for corrosion.

Repair not carried out, it is still possible to play on equipment

Repair not carried out, equipment is taken out of action

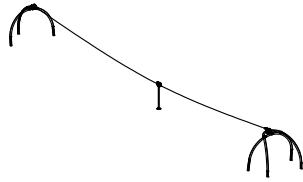
All work carried out, everything is in order

Maintenance carried out by:

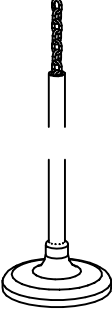
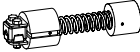

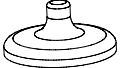
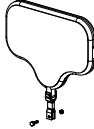

..... Date

Special notes, e.g. for repairs

**Spare Parts
Grand Arch
Cableway
Order No. 6.02110**



Please note that the safety standards of the equipment must not be affected. Therefore, when carrying out repairs it is helpful to **only use original parts**.

Order No. Spare part	Order No. Spare part
<p>0.95000 pendulum seat with suspension chain length 1.50 m</p> 	<p>0.95051 stopper spring for mountain station 0.95052 stopper spring for valley station</p>  <p>0.95015 rubber buffer for travelling crab with sound muffler</p> 
<p>0.94110 pendulum seat without disc</p> 	<p>0.95012 travelling crab</p> 
<p>0.94120 disc for pendulum seat</p> 	
<p>0.95080 carrying cable 54 m with 2 hose sleeve segments</p> 