

# Instructions for wear checks of play equipment

The equipment must be checked for correct operation and safety, especially the points listed below:

Proof of maintenance

**Playground** .....

**Date of installation** .....

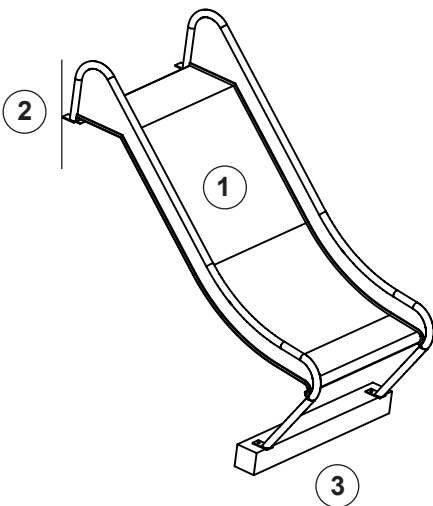
Checks depend on the type of equipment. Any equipment with moving parts must be checked at least twice a year, static equipment at least once a year.

Intervals for maintenance work and checks generally depend on

- location
- kind of use
- frequency of use
- possible vandalism

For more details see also "General instructions for maintenance of playgrounds".

**Stainless Steel Slides** width 1.00 m  
**Order No. 3.63300**



## Slide surface

1. Check for vandalism.
2. Check that bolts and screws of main equipment are tight and retighten if necessary.

## Structural stability

3. In order to check the stability of the foundations or the steel feet for corrosion, uncover the foundation once a year.

Special notes, e.g. for repairs

Repair not carried out, it is still possible to play on equipment

Repair not carried out, equipment is taken out of action

All work carried out, everything is in order

Maintenance carried out by:

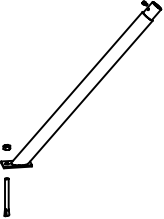

For spare parts refer to back of page.

..... Date .....

**Spare Parts**  
**Stainless Steel Slide**  
**Order No. 3.63300**



Please note that the safety standards of the equipment must not be affected. Therefore, when carrying out repairs it is helpful **to only use original parts.**

Order No.	Spare part	
<p>0.92081</p> 	<p><b>Support for Slide, bottom</b></p>	
<p>0.92091</p> 	<p><b>Support for Slide, top</b>  with hole Ø 9 mm</p>	