

Instructions for wear checks of play equipment

The equipment must be checked for correct operation and safety, especially the points listed below:

Proof of maintenance

Playground

Date of installation

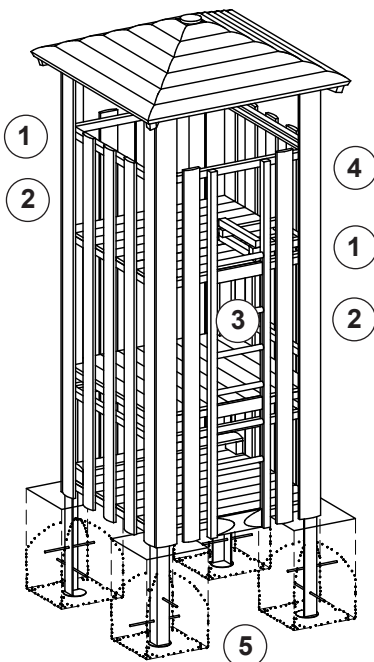
Checks depend on the type of equipment. Any equipment with moving parts must be checked at least twice a year, static equipment at least once a year.

Intervals for maintenance work and checks generally depend on:

- location
- kind of use
- frequency of use
- possible vandalism

For more details see also "General instructions for maintenance of playgrounds".

Transparent Square Tower with Roof
Order No. 3.20630/L3.20630



Wooden parts

1. Check for rot and, if necessary, smooth out splinters and round off sharp edges of cracks.
2. Check that all bolts and screws are tight and retighten if necessary.
3. Check the ash wood rungs of the ladders for wear and tear, the remaining diameter must be at least 30 mm.
4. Recommendation: Apply paraffin wax to the upper end grain areas once a year, please refer to Order No. 0.90100, 1 litre.

Structural stability

5. In order to check the steel feet for corrosion, uncover the foundation once a year.

Special notes, e.g. for repairs

Repair not carried out, it is still possible to play on equipment

Repair not carried out, equipment is taken out of action

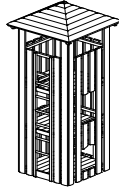
All work carried out, everything is in order

Maintenance carried out by:


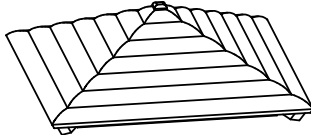
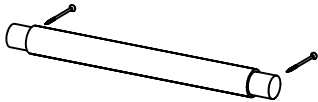
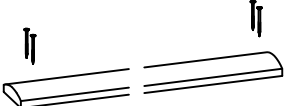
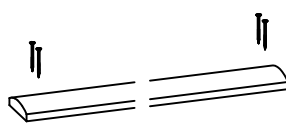
For spare parts refer to back of page.

..... Date

**Spare Parts
Square Tower
Order No. 3.20630/L3.20630**



Please note that the safety standards of the equipment must not be affected. Therefore, when carrying out repairs it is helpful **to only use original parts.**

Order No. Spare part	Order No. Spare part
<p>0.92620 ladder for tower with roof 6 rungs</p> 	<p>99.00240/ 99.00250 roof spruce, impregnated roof larch</p> 
<p>0.98310 single rung</p> 	<p>For further spare parts please see spare parts list!</p>
<p>0.30050 tower cladding, length 3.25 m spruce, impregnated</p> 	
<p>0.30060 tower cladding, length 3.25 m larch</p> 	
<p>0.99023 steel foot for Square Tower - also available for corner posts in oak</p> 