

**Play value**

Climbing Structures made from hand-processed irregular round logs, can be integrated into a strongly nature-oriented environment due to their formal expressive character. Many children can play within a small space; Climbing Structures can even absorb the arrival of a large number of children who wish to play on it and incorporate all of them within a flowing play rhythm. Climbing Structures do not only allow for climbing, experiencing height, and for having a sensual experience with hands and feet, but they can also be used as a nice seat for relaxing and observing.



Photo © Daniel Perales



© Richter Spielgeräte GmbH 07/23



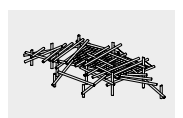
**Climbing Structure 12**

**Fundamental characteristics**

- Natural, strong posts
- No pre-determined play procedures, also able to be used in stages, individual mastering
- Incentive for playing: strong, challenging construction
- Movement: climbing, balancing, doing exercise

**Recommended for**




- School children
- Young people
- Supervised play areas, such as kindergartens, schools, after-school programmes or similar
- Public play areas without supervision, such as playgrounds, parks or similar



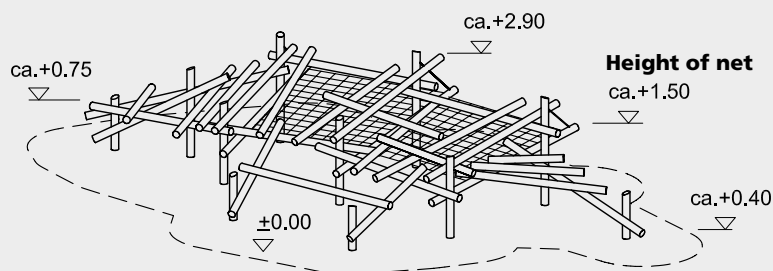
**6.51012 / L6.51012**



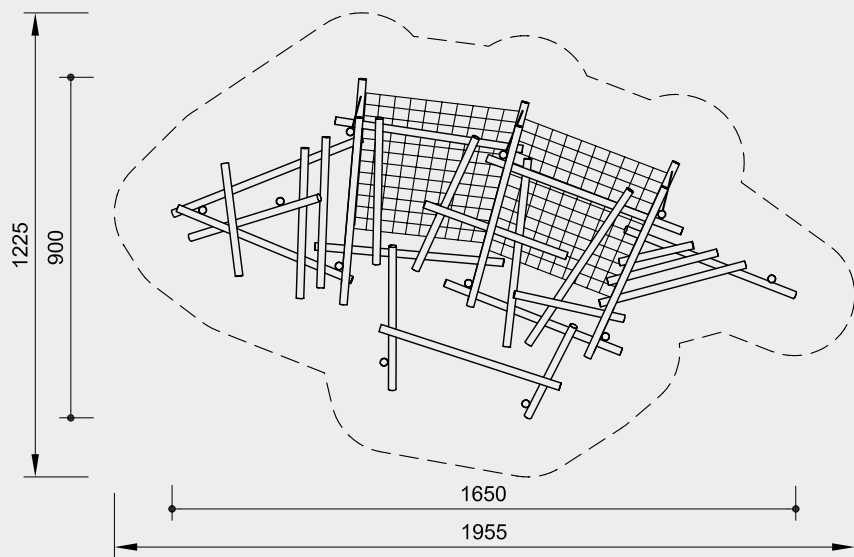
**Order No. 6.51012 / L6.51012**  
**Climbing Structure 12**

Safety distance   
 Device dimensions   
 Functional distance 

**Height details in meters**



**Height of net**  
 ca. +1.50



Scale 1:200

Safety check according to DIN EN 1176 and "safety in another way"

**Components**

- 11 Stand posts
- 29 Connecting tie beams
- 2 Net areas
- Ropes for tensioning
- Fittings

**Dimensions**

(small deviations possible)

Length 16.50 m  
 Width 9.00 m

**Installation information**

Surfacing requirements corresponding to a fall height of ≤ 3.00 m (please refer to price list for more detailed information)

Foundations  
 11 items 80 x 80 x 60 cm  
 Excavation depth 80 cm

**Note**

**The climbing structure is an individual construction which is only partly pre-assembled in our workshop. Therefore, the installation needs to be carried out by an installation company authorised by us. Technical changes reserved. Equipment also available for environmental friendly foundations (Order No. G6.51012).**

**Technical information**

Posts made of robinia, Ø 15 - 21 cm

**Peeled white**

Palisades peeled white means that bark, cambium and sapwood are removed, the natural shape of the trunk is preserved and can be experienced



**Bevel cut**

Vertical stand posts with bevelled end grain section as constructive wood preservation measure



**Richter Hercules type rope**

Richter Hercules type rope, a combination of galvanised six-strand steel cables and polyester yarn, diameter > 20 mm, laid and glued with very good abrasion resistance, strong sheathing even in the case of damage by puncturing



**Aluminium rope pressing**

Aluminium rope pressing, cylindrically pressed, with rounded ends



**S-connectors**

S-connectors Ø 8.1 mm, made of high-quality stainless steel, rounded



**Profiled washer**

Profiled washer for covering protruding screw heads according to standard, improved pressure distribution and protection against water. Impedes loosening the bolt



**Adjustable**

Adjustable two-piece bolt connection, easy to maintain, no projecting threads



**Stainless Chains**

Chains made of steel with high corrosion resistance. Short-linked, without eyelets on the connecting parts, easily replaceable and simple shortening



**Distance fitting**

Screw connection with distance fitting to avoid entrapment areas



**Fastening of rope**

Fastening of rope / net by means of adjustable chain fixation, easy assembly and maintenance



Standard colour rope: natural

**Order No. L6.51012**

As above, but de-barked posts made of non-impregnated mountain larch with steel feet, Ø 15 - 21 cm, splinter free

**Ground anchor**

All parts used for anchoring to the ground are made of hot-dip galvanised steel or stainless steel

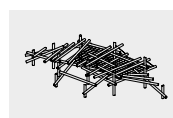


**Relief cut**

Targeted relief cut as an effective measure against cracks caused by drying. The cut defines the position of the stress equalization in the trunk and minimises natural cracking



**For more detailed explanation of the quality characteristics see price list.**



6.51012 / L6.51012