



Play value

Our Fishing Boat invites young and old adventurers to set off on a tour of discovery. The stern of the ship can be climbed via a ladder, the bow via a climbing net. The two ship elements are connected by a net tunnel so that role-playing games can be extended to the entire ship at any time. The tunnel is an additional exercise and balancing challenge that is fun for little ones and older children alike. And of course, just like a real pirate ship, the Fishing Boat has a steering wheel and a ladder. The sand crane at the stern of the ship completes the experience and gives even younger children the opportunity to become deeply engaged in play with the elements.



Special version with emblem and pennant garland

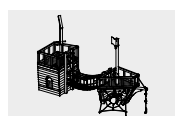
Fishing Boat

Fundamental characteristics

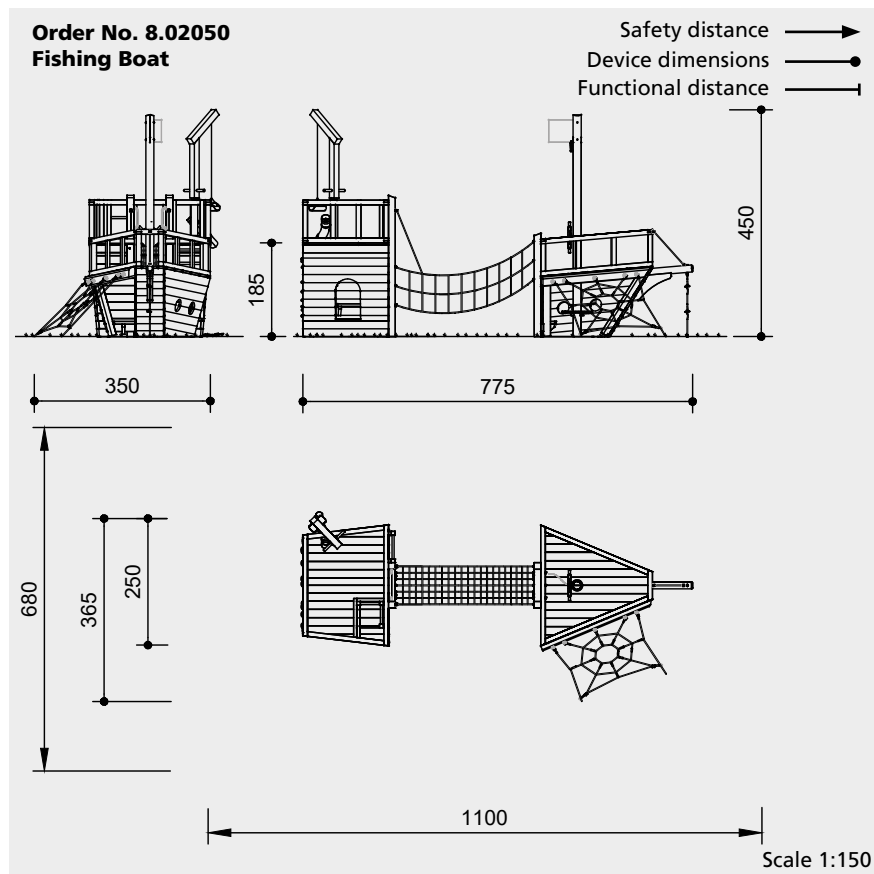
- Child-oriented dimensions
- Wooden surface that appeals to the senses
- Emotionally appealing design
- Friendly appearance
- Incentive for playing: role-playing games
- Movement: climbing, balancing

Recommended for

- School children
- Supervised play areas, such as kindergartens, schools, after-school programmes or similar
- Public play areas without supervision, such as playgrounds, parks or similar



8.02050



Safety check according to DIN EN 1176

Components

- 1 Bow with floor, railing and steel feet
- 1 Stern with 2 floor elements, railing, side panels and steel feet
- 1 Mast with steel foot and flag made of corrugated stainless steel sheet metal, thickness 2 mm, not rotateable
- 1 Round table
- 1 Net tunnel
- 1 Sand Crane
- 1 Spider Net
- 1 Sand Chute
- 1 Shovel
- 1 Steering Wheel

A kitchen element is optionally available for the stern (**Order No. 8.02055**). This is only recommended for the supervised area and requires a water connection.

Installation information

Surfacing requirements corresponding to a fall height of ≤ 2.00 m (please refer to price list for more detailed information)

Foundations

Bow

1 item 170 x 80 x 60 cm
Excavation depth 80 cm

1 item 110 x 70 x 60 cm
Excavation depth 80 cm

Stern

1 item 280 x 80 x 60 cm
Excavation depth 80 cm
2 items 60 x 60 x 60 cm
Excavation depth 80 cm

Knot Rope

1 item 30 x 30 x 30 cm
Excavation depth 60 cm

Spider Net

2 items 50 x 50 x 40 cm
Excavation depth 80 cm

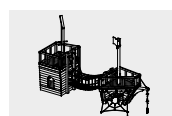
Attention:

Exact measurements may vary; for all installation dimensions refer to current assembly instructions.
Technical changes reserved.

Dimensions

(small deviations possible)

Length	7.75 m
Width incl. Net	3.65 m
Height	4.50 m
Weight	1350 kg



8.02050

Technical information

Equipment made of mountain larch

Peeled white

Palisades peeled white means that bark, cambium and sapwood are removed, the natural shape of the trunk is preserved and can be experienced



Bevel cut

Vertical stand posts with bevelled end grain section as constructive wood preservation measure



Core-free

Sawn-timbers core-free, thus decreasing occurrences of cracking and undesired changes in shape



Tongue and groove

Tongue and groove planks made of 4 cm solid wood, highly resilient, no trickling of dust / sand, protection against direct rain



Hardwood rungs

Climbing rungs made of hardwood (ash) $\varnothing 4.2$ cm, milled and mortised, secured against twisting, easy to grip and not cold for children to touch



Richter Hercules type rope

Richter Hercules type rope, a combination of galvanised six-strand steel cables and polyester yarn, diameter > 20 mm, laid and glued with very good abrasion resistance, strong sheathing even in the case of damage by puncturing



Hercules rope

Hercules rope, for spliced net connections. A compound of steel rope for the core and polyester or polyamide yarn for the sheath. High abrasion resistance, 4 or 6 strands



Aluminium rope pressing

Aluminium rope pressing, cylindrically pressed, with rounded ends



S-connectors

S-connectors $\varnothing 8.1$ mm, made of high-quality stainless steel, rounded



Profiled washer

Profiled washer for covering protruding screw heads according to standard, improved pressure distribution and protection against water. Impedes loosening the bolt



Adjustable

Adjustable two-piece bolt connection, easy to maintain, no projecting threads



Ground anchor

All parts used for anchoring to the ground are made of hot-dip galvanised steel or stainless steel



Chains

Chains made of hot-dip galvanized steel (1.4301 / 1.4571 at extra charge) welded before galvanising, short-linked, without eyelets on the connecting parts, easy to exchange and shorten



For more detailed explanation of the quality characteristics see price list.