

Play value

It is attractive both for children and older people to put something into motion by means of visible power. When it is possible to change this power by mechanical influence, the attraction is even greater. The element of water as a power source is of great importance. Therefore, water wheels are always an important component of a water play installation. Both Mill Wheels are propelled by the weight of the water. However, it is important to know about the clearly visible and recognisable relationship and to have the possibility to change something.

Fundamental characteristics

- Unique by its original mill wheel design
- Incentive for playing: recognize

Recommended for

- Kindergarten children
- School children
- Water play areas without supervision

Barrier-free

- Independent play

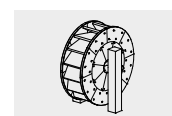


Order No. 5.15813 Mill Wheel made of wood

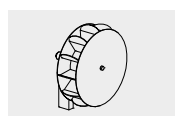
Mill Wheel made of wood
Mill Wheel made of stainless steel



Order No. 5.15820 Mill Wheel made of stainless steel,
Photo © Daniel Perales

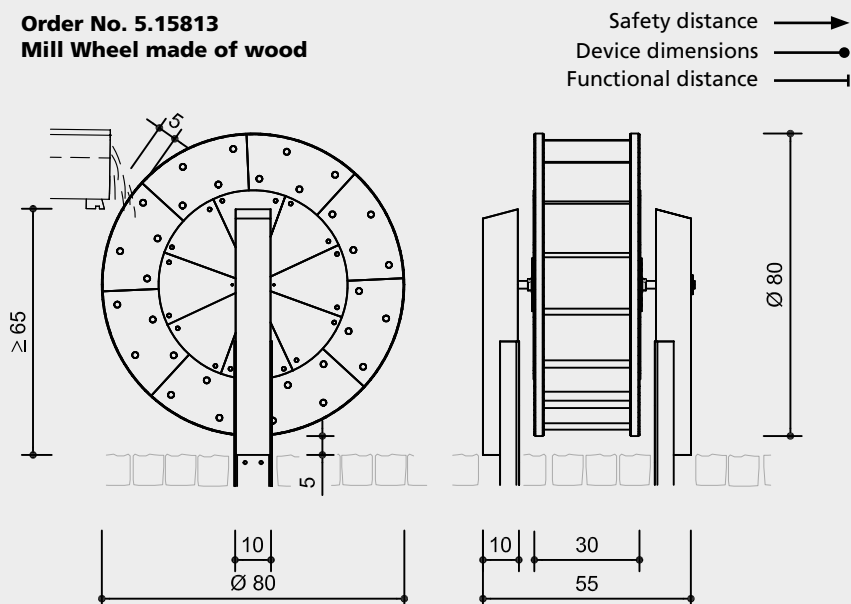


5.15813

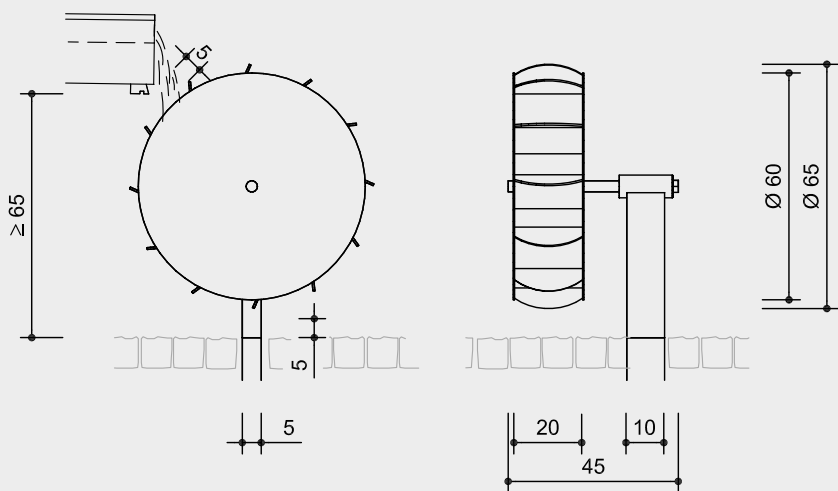


5.15820

Order No. 5.15813
Mill Wheel made of wood



Order No. 5.15820
Mill Wheel made of stainless steel



Scale 1:20

Safety check according to DIN EN 1176

Components

1 Part each

Installation information

Surfacing requirements
Recommendation: sand with drainage or paving stone with gully and a corresponding surface design;
The Mill Wheels are only designed for overshot operation. Please refer to drawing for required minimum height difference.

Foundations

Order No. 5.15813
Mill Wheel made of wood

1 item 50 x 90 x 50 cm
Excavation depth 70 cm

Order No. 5.15820
Mill Wheel made of stainless steel

1 item 50 x 50 x 50 cm
Excavation depth 70 cm

Attention:
Exact measurements may vary;
for all installation dimensions refer
to current assembly instructions.

Technical changes reserved.

Technical information

Order No. 5.15813
Mill Wheel made of wood

Equipment made of non-impregnated mountain larch

Core-free

Sawn-timbers core-free, thus decreasing occurrences of cracking and undesired changes in shape



Ground anchor

All parts used for anchoring to the ground are made of hot-dip galvanised steel or stainless steel



Roller bearings

High-quality roller bearings made of chrome steel or stainless steel for rotating elements, easy to maintain and exchange, sealed



Craftsman-like water wheel construction with grooved and slitted wood connections

Shaft, hub and hoop made of stainless steel, glass bead blasted

Order No. 5.15820
Mill Wheel made of stainless steel

Equipment made of stainless steel, glass bead blasted, thickness of material 3 mm; easy-grip contact surfaces

Roller bearings

High-quality roller bearings made of chrome steel or stainless steel for rotating elements, easy to maintain and exchange, sealed



For more detailed explanation of the quality characteristics see price list.

Dimensions

(small deviations possible)

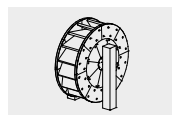
Order No. 5.15813
Mill Wheel made of wood

Height	0.85 m
Width	0.55 m
Diameter of wheel	0.80 m
Weight	50 kg

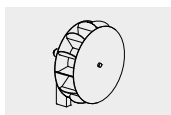
Order No. 5.15820
Mill Wheel made of stainless steel

Height	0.70 m
Width	0.45 m
Diameter of wheel	0.65 m
Weight	38 kg

For use in aggressive environments such as salt or chlorine water, the Mill Wheel made of stainless steel (Order No. 5.15820) is also available in marine grade steel (V4A).



5.15813



5.15820